

Site Calculations	
SITE AREA	846.54m ²
EXISTING FLOOR AREA	0.00m ²
PROPOSED AREA	39.91m ²

Notes	
1	JC 9/3/23 12:07 pm Proposed carport 7m x 5.7m
2	JC 9/3/23 12:12 pm Existing dwelling 277sqm




Disrupted by Canibuild.


Client Name	Client Email	Client Phone	Signature	Client Name	Client Email	Client Phone	Signature
-------------	--------------	--------------	-----------	-------------	--------------	--------------	-----------



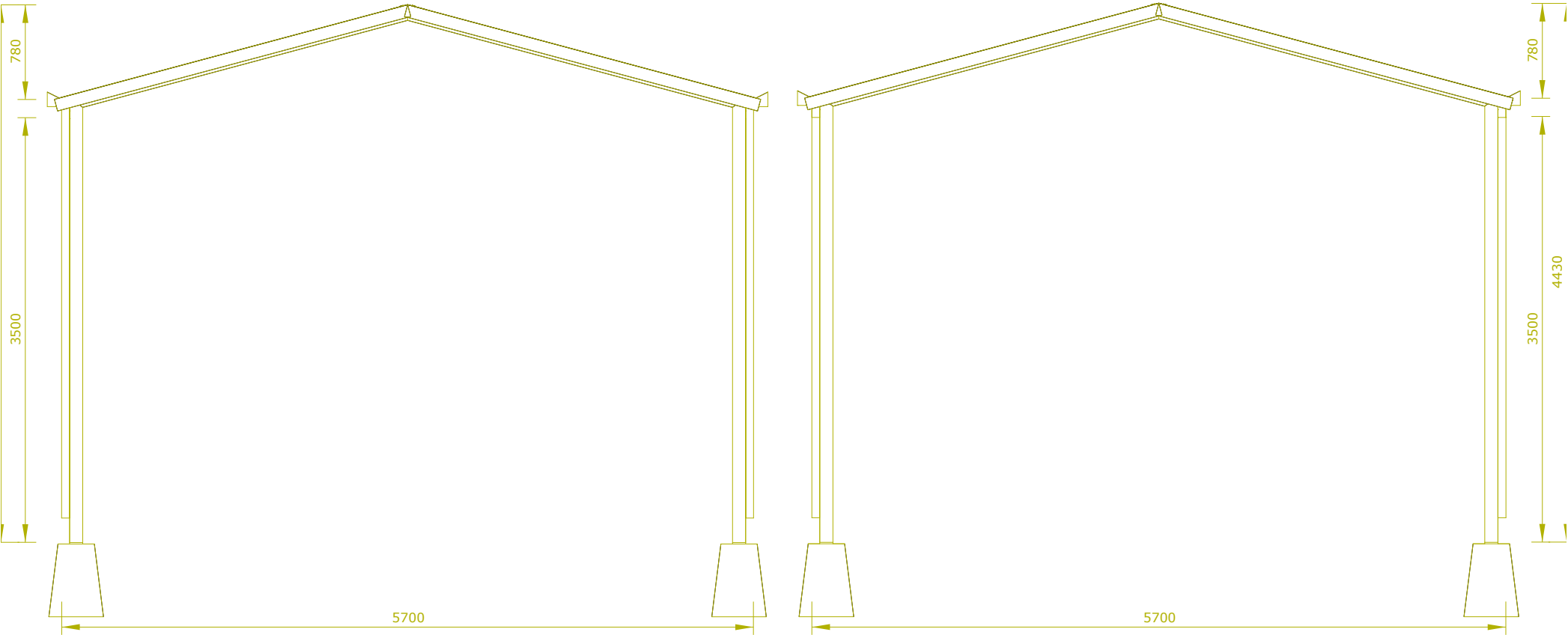
Copyright Statement This plan always remains the copyright of designer & shall not be used other than for the project work intended without written authority. No part may be produced by any other exclusive right be exercised without permission legal enforcement will be taken on copyright infringement.		Generated by [redacted] Phone +61402341684 admin@sbconstruction.com.au		Sheet Name Site Plan	Sheet no. 1	Lic no.	Job no.
Disclaimer This is not an official document, and may not comply with current laws or industry standards. You should make your own enquiries and seek independent advice from relevant industry professionals before acting or relying on the contents of this document.		Property Details 4 Conway Cl, North Tamworth, NSW 2340, Australia Lot/DP: 73/-/DP1249428		Design		Scale 1:200@A3	
ALL DIMENSIONS ARE IN METRES. DO NOT SCALE FROM PLANS.				1 st version date: 09/03/2023		Current version date: 09/03/2023	Version # 2



Isometric 1

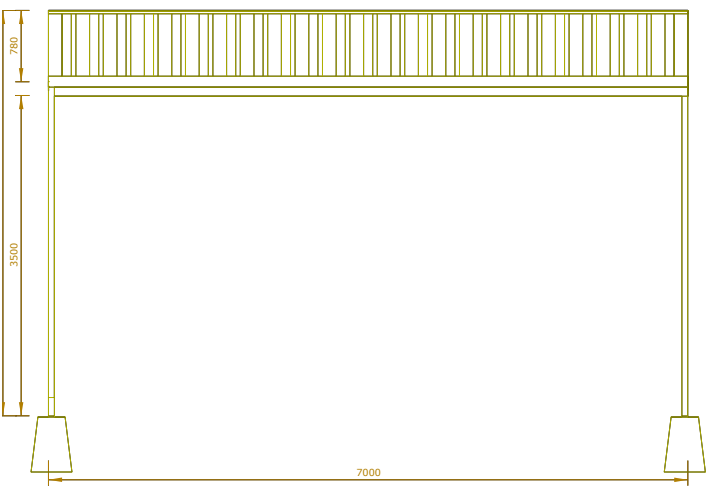


Isometric 2

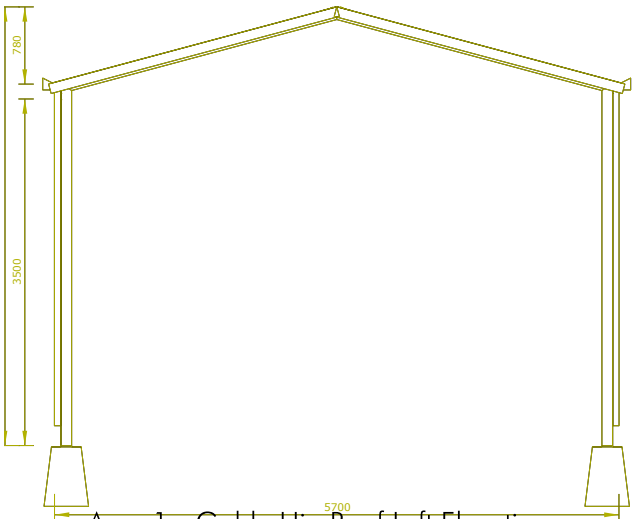


Left Elevation

Right Elevation



Area 1 - Gable Hip Roof Front Elevation



Area 1 - Gable Hip Roof Left Elevation